

W/C Monday 15th January 2024

Walthamstow Montessori School

Newsletter



TFL Stars Award

Walthamstow Montessori School has achieved Gold Level Accreditation!





We are very proud of this recognition of achievement in the Tfl Travel for Life programme, supporting the next generation of Londoners to travel towards an brighter, safer and more sustainable future.

Parents' Corner

FREE HENRY 8 week Healthy Families Group Programmes. In the programme, parents join an interactive group session each week where they cover topics including parenting strategies, emotional wellbeing, being active, family routines and eating well. Families are eligible if they are a Waltham Forest resident and have a child in the family under 5.



For more information about HENRY go to:

-  www.henry.org.uk
-  @HENRYHealthy
-  facebook.com/HENRY.HealthyFamilies
-  01865 302973

Snow Precautions

Please check the school website (click on 'About Us' and then School policies) for details on our school's snow procedure policy.



We will send a parent text by 7.30am if school is not to open.

RSPB Big Garden Birdwatch



The children at WMS will be enjoying our annual participation in the RSPB Big Garden Birdwatch. Throughout w/c 22nd January, the children will be 'bird spotting' as part of this annual Birdwatch.

Please do your own 'bird spotting' in your garden or park and let your child share with their class their findings from the weekend. Children love making their own binoculars to do this (all you need is 2 empty toilet rolls).

We break up for the half-term on Friday 9th February 2024 (Tea Timers as usual). School resumes on Monday 19th February 2024

Celebration

Thai Pongal, a Hindu Tamil harvest festival, is a time where families thank the god Suriya (Sun God). Families cook a sweet rice in a clay pot outside under the sun and let the milk boil over for the abundant harvest. Traditionally foods shared for the Pongal is sweet rice on banana leaves as well as other foods. We all also learnt the word paayasam which is a sweet vermicelli like pudding!



Thank you to Jaya and family for sharing your celebration with us. We all enjoyed tasting this sweet dish for our snack (minus the nuts).




Easter Holiday Club

Please return your booking forms by this Friday, 19th January if you are looking for some childcare during the Easter break. We have limited spaces.

Class Information:

Book of the Week

'Home'
by Carson Ellis



Children's House Brookcroft

As part of our topic homes and houses, we have looked at the different rooms that can be found in a house. The children also found out about their house number and shared it with their friends.

Some children have also been introduced to the large moveable alphabet. This activity prepares them for writing, reading and spelling. The child's use of this material progresses from single words to phrases and eventually stories. We have also worked with metal insets, helping the children develop their pencil grip and refine their fine motor skills.



We have also been practising walking with a rope in the garden to prepare us for walking trips and for children who walk between the school buildings – it supports children to learning to stay together and follow the adult.

This week, we will discuss our family. The children will share who lives in their home and discover the different family structures. We will also be making a family tree as part of our topic.

We A reminder to all parents that children should not be bringing toys into the school as this causes a lot of

disruption. will have PE on Wednesday instead of Tuesday this week, so please make sure that your child is dressed appropriately on the day.

Children's House Oak

Last week in Oak, we started our new topic for the term, Houses and Homes. The children enjoyed looking at pictures of a house and identifying the key features like door, window, chimney and garage. The children then had a lovely time making their own houses from cut out shapes like squares and rectangles. We also looked more closely at the front door and spoke about door numbers and why we need them. We also learnt about post and post officers. For our Out and About session we had fun pretending to be post officers. The children made their own letters and we put them in envelopes and numbered them. The children then had to find the correct box around the garden and post their mail. Later in the day the children sorted and opened their mail!



This week we will be talking about who lives in our homes and families. We would like to kindly ask if parents could send in one family picture 4x6 size maximum, so that the children can complete their art activity for this week. We will also be learning about how houses are made and what they are made of and so will be exploring different building materials. This week our sound of the week is the letter "b". A fun activity that parents can play at home and when outdoors with their children is I Spy, for words that begin with b and also different kinds of houses they see on their way to school.

Children's House Elm

We are in a full swing with energy and enthusiasm as we continue the topic of Spring term learning - all about Homes and Houses!

Last week we have learnt all about different kinds of homes such as caravans, cottages, detached houses, Georgian houses and many more. We now understand that roofs, windows and doors are the different parts of a house that keep us safe. We are enjoying at our

creative best, making interesting drawings about our homes and families.



Our out and about session was an extension of this learning and we enjoyed seeking for hidden house pictures in the outdoors.

Children are also enjoying observing the difference in their environment by watching nature through last week's light snowfall, dew on plants, winter flower buds on trees etc. Bug and pebble hunts aid children engage in learning-based games.

The week's letter sound - h was practiced through phonic awareness, sand tracing and chalkboard writing. Children came up with wonderful responses such as I hear h in hair, hand, hedgehog etc. This week we are reinforcing the learning for letter sound - f.

Indoors children are working with a variety of Montessori material such as cylinder blocks, colour and tactile tablets, spindle boxes, red rods, nuts and bolts, polishing silver ware and many more.



We wish Imani-Sylvie a very happy third birthday as she celebrated her Birthday Walk with us all last week.

Nursery – Acorn and Seedlings

Both of the Nurseries had a busy week. We welcomed some new friends who are settling into the class, and we are very excited to have them join us.


We started the week by talking about houses we live in and looked at different types of homes such as a bungalow, cottage or a flat.

On Monday we had fun identifying shapes and creating houses by sticking shapes on to paper. We did a lot of counting, and compared different sizes such as big-small, bigger-smaller.

On Tuesday we looked at our colour of the week which was yellow. Most of the children are familiar with this colour and they can identify objects around the classroom that are yellow. Our number of the week was number two. We paired different objects from the classroom and learned how the number two is formed by feeling our classroom material which was the sandpaper number. Some of the older children tried to write number two on the white board.

We took an imaginary walk to the forest on our PE lesson where we practiced breathing exercises together with familiar yoga poses like tree, snake or child pose. We ended the lesson by using a soft ball and practised throwing and catching.

We also enjoyed making pizza where children had fun rolling the dough and using tomato paste, sweet corn, pepper and cheese. We hope they enjoyed eating it.



Throughout the week we continued playing "I spy games, or sound games" where we identified three objects from the classroom by their first sound. The sound games help children to identify different sounds that form the word. This is very important, when the children write they have to decode different sounds in the word in order to place the corresponding symbols. When reading, children have to identify the symbol and link it to the corresponding sound. Sound games lay the foundations for this by giving the child opportunities to gain phonetic experience.

This week, we will continue learning about houses and people in our family. We would like to make our family tree. If it is possible please send your child to the Nursery with pictures of family members to create their own family tree.

Our letter of the week will be letter "f" and colour of the week will be blue.



Best wishes, WMS Admin

Email:

office@walthamstowmontessori.com

Please also like and follow our [Facebook](#) and [Instagram](#) pages!