

W/C Monday 4th July 2022

Walthamstow Montessori School

Newsletter

Sports Day!

We are all looking forward to our Sports Day which will take place **this Friday 8th July 2022 offsite at the Feel Good Center**. This event is for all children to attend with their parents, even if Friday is not usually a day they attend. The day will end with our lovely teddy bear's picnic, and we will all need to be **offsite by 1pm**. There is room for grandparents and aunties and uncles to have tickets too!

Please see the email communication for full details of arrival times and ticket request slip to be returned. If you did not receive this email, please contact the office. This letter can also be found under 'Special Posts' on our website's homepage.

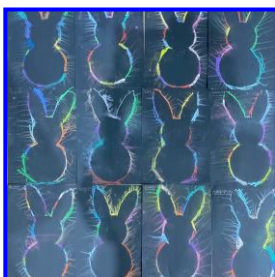
Important reminders will be emailed to you on Thursday 7th. Reminder that the school building will be closed on this day as we will all be off-site for the event at the Waltham Forest Feel Good Centre.

Please note our Summer Term ends on Wednesday 20th July at 12.30pm. There will be no lunch or tea timers on this day.



Art & D.T.

During our art session, the children made a very colourful bunny. The children traced around a template and smeared the pastel crayon to the outside. It's a very tactile art activity with a lovely vibrant result.



Class End of Term Assemblies – dates for your diaries!

- Wednesday 20th July at 12.00 – Oak and Elm parents
- Wednesday 20th July at 12.00 – Children's House parents
- Tuesday 19th July at 9.45am – Acorn, Seedling, Willow, and Sycamore Parents

Other important dates:

- **Sports Day – Friday 8th July**
- **Children's House off-site tennis lesson – 13th July**

Autumn Term Invoices

Fee Invoices for your child's place for the Autumn 2022 term will be issued from **today, Monday 4th July 2022.**

The first 50% instalment will be due on Friday 8th July and the second on Friday 2nd September.

If you do not receive an invoice on Monday 4th July, please contact the office.

Tea Timers Walkers

Please be reminded of the importance of keeping a lightweight jacket in your child's school bag, so children can be dressed appropriately for the walk back to Penrhyn when the weather is unpredictable.



Off-site Tennis

On Tuesdays we are very fortunate to have Miss Hillary visit WMS to teach tennis at our Children's House. Miss Hillary will be taking the Children's House tennis lesson off-site on **13th July**. We will be going to Lloyd Park where the children will be able to experience a tennis lesson on a tennis court. If the weather is nice, we will be having a picnic lunch in the park beforehand! Please ensure your child is wearing their full WMS P.E. kit on this day.



piano pieces. Classical music helps to boost the children's concentration and improve their listening skills.

Class Information

Book of the week:

The Flower
by
Chris Baines



Flower Monitor



Thank you to Henry for being the flower monitor in Oak Class last week.

Having fresh flowers each week adds to the beautiful nature of the Montessori classroom. It is also a

lovely activity for the monitor each week to practice cutting and arranging the flowers, as well as learning to care for plants in a group practical life session.

Parents' Corner

Sip and Swap Sessions

One of our parents is hosting a 'Sip and Swap' session, where people can donate and swap baby/child items, whilst having a coffee and a chat. It's part of a project to cut waste and tackle the cost of living. The first session is tomorrow. See link for more details.

[Stella Creasy MP Website](http://StellaCreasyMPWebsite(workingforwalthamstow.org.uk))
(workingforwalthamstow.org.uk)



Composer of the Week

Our composer of the week is Franz Schubert (1797-1828). By the time he died at the age of 31, Schubert had written over 600 songs, 9 symphonies and over 100




Children's House



Last week, children in the Children's House learned about the life cycle of the rabbit. We discussed how mammals are born, what a mammal is and named some other mammals. We also named and described the different parts of the rabbit, such as their long ears, their teeth, and their fluffy tail. Children were able to name the parts of the rabbit and sequence the different stages of the rabbit's life cycle. We discussed what rabbits eat and what it means to be a herbivore. We discovered other interesting facts about rabbits such as where they live, and how long for.

Children also participated in an exciting carrot hunt. Each child had a letter card and had to look for a carrot with the same letter. They also enjoyed their art lesson, using chalks to make the shadow of a rabbit.



We also have been practising for Sports Day over the week. Children are training their coordination, balance, and strength skills every day. We are looking forward to our training trip to the Feel Good Centre and to the Sports Day on Friday!

This week we will be learning about the life cycle of a flower. We will talk about different flowers such as sunflowers, daffodils, and tulips.

Kindergarten - Oak Class



Last week, Oak Class were learning about the life cycle of a rabbit. The class found it interesting that a baby rabbit is called a 'kitten.' We learned the different parts of a rabbit including hind leg, ears, and their fluffy tail, and we talked about what rabbits eat and their habitat. We really enjoyed 'The Tale of Peter

Rabbit' by Beatrix Potter and as a class we were able to use sequencing cards to retell the story.

We practised sounding the letter of the week 'r' and thought of words beginning with this sound. The children have worked really hard on sounding the beginning letter of a word. Learning beginning letter sounds is the next step to linking a child's oral language skills to written language.

Last week we were also practising our sports day races and it has been lovely to witness great teamwork and encouragement that the children showed to each other.




Thank you to Henry for our flowers this week. We used our out and about session this week for show and tell. The class really enjoy this part of the week and I have certainly seen the children's confidence grow when talking in a group.

This week we will be looking at the life cycle of a flower and will undertake an experiment to see how food colouring can change the colour of white petals. Oak Class's letter of the week will be 'l' for leaves.

Kindergarten - Elm Class

Last week the children of Elm class returned to their busy timetable filled with great activities. It was the turn of another animal to attract the curiosity of the



children -- the rabbit! We started by having a look at the stages in the life of a rabbit from birth to adulthood and we made a booklet that contained pictures of a mummy doe and the kitten after birth, a young rabbit, and an adult rabbit. We continued to learn about the parts of a rabbit, and we had fun singing 'Peter Rabbit has a fly upon his nose'! The children enjoyed listening to The Tale of Peter Rabbit.

On Wednesday, we found out where rabbits live and some interesting facts about their feet and teeth. Rabbits only sweat from their feet and their teeth never stop growing. We also went carrot hunting in the garden, practicing our letters at the same time. We learned about what rabbits eat and we continued practicing numbers too by matching the correct number of carrots to control cards.



We finished the week by learning about shadows. We made the shadow of a rabbit by placing a bunny shape on paper using colored chalk to trace around the bunny silhouette.

This week, we will talk about the life cycle of a flower and our letter of the week will be 'f'.

Sycamore Class

Throughout last week we looked at the lifecycle of a rabbit and learned some interesting facts about them. For example, rabbits only sweat from their feet! The children were able to order the lifecycle stages with some adult support, from the pregnant doe to the kitten, young rabbit and finally the adult rabbit. We also observed the rabbit's anatomy such as the tail, nose, eyes, whiskers, teeth, mouth, ear, hind leg, and fur. We related these parts to their function such as the ears help them to hear sounds from a long way away. We proceeded to learn where rabbits live and what they eat. The children enjoyed this activity a lot and demonstrated good concentration skills throughout the week's activities.

We looked at and explored various objects beginning with the phonetic sound 'r', for example, 'rabbit' (replica), rope, ribbon, ring, and rhino. Later, we traced the letter 'r' using the Montessori Sandpaper Letters.



The lesson was extended by practicing the letter formation on the chalkboard. We will continue to practice this throughout the term.

To help us prepare for Sports Day this Friday, we've been exercising and practicing our different events, and having lots of fun at the same time!

This week, we will be learning about the life cycle of a flower. Our phonetic sound for the week is 'f' for 'flower'.

Nursery – Acorn and Seedlings

Last week in our nursery, the children explored the topic of rabbits. As we continued learning about the life cycle, the children were very excited to know more about this fluffy animal. The children discussed the physical appearance of a rabbit. They noticed that rabbits have fur, long pointy ears, and short legs and enjoyed discussing and describing them.

The children also increased their vocabulary, using words such as fluffy, kit, and hutch. The nursery children also found out that a male rabbit is called a buck and a female rabbit is called a doe. During our lesson, we also discussed what rabbits need to stay healthy and that we can have pet rabbits or find rabbits in the wild.

During our art session, we made a rabbit head using card, cotton wool balls and paper, and we also did some sticking to make carrots. The children practised recognising some of the basic shapes such as circles, rectangles, and triangles during these activities.

During our out and about session and garden time, the children have been practising their races for Sports Day which takes place this Friday. This week we will also be exploring the life cycle of a flower. Children will be able to name parts of a flower and different types of flowers. Our letter of the week will be 'f' and we will practice this phonetic sound.

Best wishes, WMS Admin

Important Numbers



**To contact the school office dial:
020 8523 2968**

Email:

office@walthamstowmontessori.com

**Please also like and follow our
Facebook and Instagram pages!**