

W/C Monday 28th June 2021

Walthamstow Montessori School

Newsletter


Dancing Queen

Thank you so much to Miss Libera and her dance partner who entertained us last Thursday with some Salsa dancing to compliment the children's learning about South America as part of their topic on 'continents'. The children and staff enjoyed watching the performance and also had the opportunity to join in with some dance moves of their own too! The children also had the chance to play some musical instruments that they had not seen before. It lifted everyone's spirit and put a smile on everyone's face.



Peter and the Wolf

Last week for the children's music lesson the classes were told the story of 'Peter and the Wolf'.



The story and the music for "Peter and the Wolf" was written by Sergei Prokofiev in 1936 for a children's theatre in Moscow. He used instruments from four instrument families (Strings, Woodwinds, Brass and Percussion) to tell the story. Each character is represented by a particular musical instrument. "Peter and the Wolf" has become Prokofiev's most notable work and serves as a great children's introduction to music and the instruments of the orchestra.

School Photos

Are taking place this Thursday 1st July at the Lower School for our Penrhyn children who attend on that day.



Upper School photos are taking place on Monday 5th July.

Please remember that your child will need their school smock and black plimsoles for the photos.

Pink Tower



In DT, Prep Class reconstructed their own Montessori Pink Tower developed by Maria Montessori. The founder of our School System. Maria was Prep Classes' person of interest this week.

Please note that the last day of term is Tuesday 20th July at 12.30pm. Breakfast Club will run as normal but there will be no lunch or tea timers club on that day.

The Autumn term starts on Monday 6th September 2021.

This version of the Pink Tower was made from paper. It was also a good opportunity to discuss how cubes are constructed, how many sides, edges, and corners they have.

It was good to see that the Tower worked.

The Ugly Duckling

Sycamore class' art lesson last week was to make a beautiful swan. This was based on the story of 'The Ugly Duckling'.

The children used grass and leaves collected from the school garden as feathers and also build a nest out of it for the swan.



Covid Testing

Thank you so much for continuing to test your children, please continue to email in your results to;

admin@walthamstowmontessori.com

This has meant that we have been able to work towards keeping open this term – which has proved a great success. All staff are continuing to be tested twice a week.

Regular testing is one of the best ways to protect your family and the whole school community.

Masks & Social Distancing

Can we please ask that you all continue



to wear a face covering and keep a 1-meter distance from other parents when dropping off and collecting your child from school.

Autumn Term School Fees

Please be advised that your child's Autumn term school fee invoice was issued today, Monday 28th June with payment due (50%) on or before **Wednesday 7th July**. If you would like to pay in two instalments, then the second instalment would be due on or before **Monday 6th September 2021**.

Please note the school's website has the fee schedule on it.

Healthy Teeth

Henry is running some free online workshops.



These workshops are run by a Senior Dental Nurse, who can answer all your dental health questions.

Please see the attached flyer for more details. This flyer is also displayed on both our school notice boards.

Alternatively, please visit their website for more details.

www.henry.org.uk

Class Information

Prep Class

Maria Montessori created the first Montessori school. It was a method of education which respected the natural development of the child. Its main feature was to allow as much independence as possible to the individual child. Another feature was to allow mixed ages in the same classroom. These facts and many more are what Prep class children have been learning about this week as part of our topic. Some children were very impressed when they found out they were part of the "Montessori Family"!



Prep class children have also been focusing on comprehension when reading. The book we have chosen a few weeks ago to read every day is "Charlotte's Web". The

children could well recall many facts of the story and answer some questions about it, which they managed to write themselves by using their phonetic knowledge.


In literacy some older children were introduced to "contractions" while others were carrying out spelling activities with building blocks.

In maths, prep class children have been reviewing the contents they have learnt so far through play, such as missing numbers, times tables, addition, sharing, subtraction, time, fractions, money... to name a few. It is lovely to see their progress! Well done prep class!



You should be very proud of your hard work!

In Art, the children painted another self-portrait and added grass from the garden to represent their own hair.



Sycamore Class

The book we enjoyed last week was "The Ugly Duckling". We read the story and talked about how the ugly duckling felt. We also talked about the rest of the characters of the story.

For Maths, we had 10 little pictures of ducklings with numbers 1 to 10 and we placed them in order. After, each of us had the opportunity to find the missing duckling (number) that has been removed from our number line.

For Science, we looked at the baby/adult animal's names (cat-kitten) and we matched the pictures in our books.

In Literacy, we have been working with the singular and plural box. We introduced the concepts and each of us had the chance to match the cards and the objects. (hat/hats). Sycamore, you have worked very hard!



Our focus country last week was China. Thanks to Arthur, we could bring a bit of China into the classroom. Arthur brought some decorations and some money from the country. Thank you very much! This week we will be learning about

Australi
a.



Beech Class

Last week, children in Beech class learned about South America, focusing on Brazil and Peru. Children made



flags, learned some interesting facts about both countries, had a Salsa performance and tried dancing to Salsa music, playing various musical instruments from South America. We finished the week by

talking about an animal that is typical for Peru - a llama and the characteristics of this animal. We imitated the way llamas eat their food, chewing it for a long time in our mouths before swallowing it. Children made a llama collage adding very interesting details to their pictures.



A very popular new activity in the classroom is junk modelling. Children made amazing creations and engaged in imaginative role play with them. If you have some recyclables you do not need, please bring them to school so children can turn them into something rather marvellous.

A sewing activity was also introduced, and all the children practiced using a needle to sew around the edges of paper shapes.

This week, we will be visiting Asia. Russia is our first stop, and we will begin by locating it on the puzzle map. We will need both puzzle maps, the one of Europe as well as Asia, so children can have a visual experience of how enormous this country is. Children will learn its main characteristics by looking at various pictures that represent its people, traditional food, geographical features, architecture, etc. We will talk about Wassily Kandinsky and his art and attempt to use his art technique for our pictures. Children will have a look at the traditional Russian dolls (matryoshka) and practice sequencing the dolls according to their size. The week will be finished by designing the St Basil's cathedral, creating a three-dimensional structure.



Beech children made some colourful carnival masks.

Oak Class

Oak class children learnt where South America is on the Montessori Continent Puzzle map. We also looked at where both Brazil and Peru are located on the map. The children learnt that in Brazil they speak Portuguese instead of Spanish.

We used our creative skills to make a beautiful Brazilian flag. As an extension activity, the children discussed the shapes rhombus and a sphere and the properties of these shapes.

As a class we used our communication and language skills to learn different words and phrases in Portuguese.

Our discussion continued with the children taking turns to observe the visual cards to learn about Brazilian culture, traditional music and characteristics of Brazilian people. Each child designed a mask



using an array of materials to symbolise the most popular festival, the Brazilian carnival.

Our week continued with more discussion on Peru. We looked at different characteristics of the flag and the meaning behind the design. We all collected leaves from the garden to produce our own shield. We also learnt some exciting facts about Peru including the Llama and the week finished with us all making a Llama from paper plates.

This week we will be focussing on the continent of Asia. We have some exciting activities planned with the children.

Nursery

The Nursery children have enjoyed an exciting week exploring South America. We have identified South America on the continental globe and the World puzzle map along with singing the "Show Me the Continents" song. We talked about life in South America, looked at pictures from the geography folder and explored some items coming from South America on our cultural shelf.

Thank you to Victor's mum who brought in some delicious traditional homemade snacks from Brazil. The children really enjoyed trying them.

For our 'Out and About' session, we created our very own rain forest tray and learned about the animals that live there.



On Thursday we all had amazing fun of watching a salsa performance from our very own Miss Libera and her partner Jermayne.


We joined in with the dancing and learned some salsa steps and also tried some musical instruments.

On Friday we prepared guacamole and had it for a snack.

This week we will be focusing on Australia. We will identify Australia on the World puzzle map, explore the shape and the colour of the continent. We are going to learn about the animals that live in the desert and the coral reefs and we will create some aboriginal art boomerangs.



Book of the week:



**Shh! Don't
Wake the Baby!**
by
Petra Brown

Best wishes, WMS Admin

Important Numbers



To contact the school office dial:

020 8523 2968

Email:

office@walthamstowmontessori.com

**Please also 'like' our face book
pages. Select the one that says
Walthamstow Montessori and
Elementary and 'like' us!**