

W/C Monday 21st June 2021

Walthamstow Montessori School

Newsletter

Father's Day

We hope you all managed to celebrate and enjoy this special day.

Father's Day is a celebration honouring fathers and celebrating fatherhood, paternal bonds and the influence of fathers in society.


The children throughout the school enjoyed using their various creative skills to produce various gifts for Father's Day or their someone special.



Everywhere Bear

Victor looked after Everywhere bear last weekend.

They cooked some traditional Brazilian food together and even had a hair cut!!



School Photos

We are delighted to inform you that we have been able to organise school photos to take place this term.



You will shortly receive a letter with more information about how this will take place this year.

Bug Hotel

Last week the children enjoyed constructing their own bug hotel. They found some of the bits they needed from the garden to make their hotel; dry leaves, branches and twigs. We added some larger branches and terracotta tiles.



The children learnt that lots of different types of minibeasts and insects such as ladybirds, bees, spiders



and woodlice will visit the hotel. They will use it as a safe space to shelter, lay their eggs and seek refuge from predators.

The children then got to choose where to place the Bug hotel in the garden. They decided on a spot that was sunny but also provided some shade.

Andy Warhol

The artist Andy Warhol is famous for his colourful repetition of the same item, object or portrait in his paintings. During the week, Prep Class learned about him and his life. In DT the children picked up his style to make their own self portrait. First, each child had to draw themselves, trying to put emphasis on a recognisable feature like hair, face shape etc. The



pencil drawing was photocopied three times and glued on one A4 paper. Having done this the children coloured their face in a variety

of colours, making sure not to be too repetitive in their colour choice. The children loved creating their own Andy Warhol inspired artwork!

Inside the Montessori Classroom.

One of the most famous pieces of Montessori


equipment. The Pink Tower has important purposes in the development of the mathematical mind. The 10 cubes are sized from 1cm cubed up to 10cm cubed this exactness is important. There are 10 so that this further reinforces the decimal system. When demonstrating how to hold or build the tower even the way



we hold the cubes one at a time is important. The cubes are always held from above with all 5 fingers spread around the cube. This gives the physical understanding of the difference in mass. The cubes are placed at random on the floor mat. The child is shown how to build the tower from largest to smallest placing each cube carefully and centrally. Visually a child should see if it is built incorrectly or also it will not stay up. In the second exercise the cubes are placed with 2 edges aligned thereby creating an exposed edge of 1cm. This represents the decreasing difference of each cube and this is demonstrated for a child by taking the smallest cube and running it along the edges. This clearly demonstrates equivalence and helps towards a good understanding of addition and subtraction. This work is extended into comparison work and introducing area and the symbols for square roots and cube roots as well as angles. At home you can extend this by looking for cubes around you and helping your child identify them.

Toolbox Card

Last week, Sycamore Class made a big card for Father's Day. It's a tool bag, containing different tools, which can be taken out and



slipped back in.



The children were very knowledgeable about the different tool's names and uses.

Brazilian Treats

Thank you to Victor and his mum for bringing in some delicious traditional Brazilian treats for the children in nursery.

We had, Brigadeiro a chocolate sweet and some Pão de queijo, a cheese bread.

They were both delicious.



Obrigado!

Covid Testing

Thank you so much for continuing to test your children every two weeks, please continue to send in your results. This has meant that we have been able to work towards keeping open this term – which has proved a great success. All staff are continuing to be tested twice a week.

The borough is also making regular home testing easy for the whole family with a Community Collect service – this free service means you can pick up a test kit from more of our test centres at:

- Chingford Assembly Hall, E4
- Chingford Methodist Church, E4
- Jubilee Centre, E11
- One Hoe St, E17

You can also order home testing kits to be delivered to your home, via the government website.

Regular testing is one of the best ways to protect your family and the whole school community.

Masks & Social Distancing



Can we please ask that you all continue to wear a facial covering whilst on school premises and keep a 1-meter distance from other parents when dropping off and collecting your child from school.

Sports Day Notice

Further to our recent letter about our forthcoming sports day, sadly we have to inform you that the event can not now go ahead as planned.

This is due to the change to the proposed date for lifting Covid restrictions which will now fall after the sport's day date.

As per last summer we will continue to hold a sports day as best we can but for the children rather than spectators.

We will do our best to share this with you by photographs etc.

We are, of course, disappointed by this cancellation and had booked and paid for the sports ground and had many lengthy event planning meetings to prepare for what is always one of our favourite but also most challenging events to organise.

We look forward to sharing the event with you and to your children telling you about their sports preparations and the actual day.

Autumn Term School Fees

Please be advised that your child's Autumn term school fee invoice will be issued from Monday 28th June with payment due (50%) on or before

Monday 7th July. If you would like to pay in two instalments, then the second instalment would be due on or before **Monday 6th September 2021.**

Please note the school's website has the fee schedule on it.

Composer of the Week



Johann Sebastian Bach (1685-1750), was born in Eisenach, Germany.

Bach became famous after his death. He is probably the best-known Baroque composer today. He wrote 1200 pieces of music and many of his children and grandchildren became musicians too.



Annual Tennis Open Day

On Thursday 15th July we will be holding a 'Tennis open day'. All Upper School parents are invited to join us and watch their children in action.

We ask that parents meet us at the tennis courts in Lloyd Park at 1.45pm, where the children will demonstrate their tennis skills and also some group activities that they have been doing during their PE lesson throughout the term – I am sure you will see how much they have progressed.

Class Information

Prep Class

Last week Prep class focused on Andy Warhol as part of our topic. Andy Warhol was part of the pop art movement. Prep class children have learnt some of the following facts, his first job was illustrating adverts in fashion magazines. Now he is known as one of the most influential artists who ever lived! He is famous for exploring popular culture in his work. Popular culture is anything from Coca Cola to pop stars to the clothes people like to wear. He made a print of Campbell's Soup – a popular brand of soup in the United States. He said he ate Campbell's tomato soup every day for lunch for 20 years! The children loved exploring his way of making art and tried to replicate it.

In science, Prep class children did some learning on the instruments to measure weather, such as a wind

vane, pressure sensor, thermometer, hygrometer, and rain gauge.

In literacy this week, we focused on putting words in alphabetical order and the older children were introduced to the dictionary and how to use it. We



also did some spelling dictation at the end of the week.

In RSE children learnt how to call 999 in an emergency and had a group activity in which they would have to sort out some pictures and decide what was an emergency and what was not.



Prep class children also did lots of


reading, phonics, maths, writing and much more. For Father's Day, Prep Class made a pop-up card, revealing a tool work bench. For the pop-up card, we needed to find out which lines to cut and which ones to fold and how to glue it into the actual card for it to come out of the card when opening. The children then could design or cut out different tools and place them onto the work bench.



Sycamore Class

The children have been reading "The Little Red Hen" story. Everyone has now had a go at retelling it and doing the actions of the story. For Maths, we picked up 20 sticks and placed them in order. For Literacy, the children wrote a few sentences of "The Little Red Hen" story in their books. Brilliant work!

The country of the week was Pakistan. Aden, Arnold and Ibrahim brought a few things from the country into class to share with their friends. There were traditional clothes, some bracelets and some currency. We also looked at a picture of the flag and the prime minister of Pakistan and its capital, Islamabad. It was fantastic to learn so much about Pakistan and thank you children for bringing in all the different items.



This week we will be learning about China. If you have any items that will help to support the topic please bring them into school.

I hope everyone enjoyed the card that we made at school. We put great effort into it. We hope you had a lovely day celebrating Father's Day.

Beech Class

Last week, children in Beech class travelled to North America. We started the week by locating North America on the puzzle map and focused on Mexico. Children learned about the Mexican flag, made a cactus using green play dough and cut out pipe cleaners. We talked about the Mexican artist Frida Kahlo, read a book about her life and her art and created self portraits using a mirror, colouring pencils and flower petals for the head.



We then moved onto Canada where children had an opportunity to learn about the national maple tree and the Canadian flag. We spoke about endangered animals in Canada and what is the reason behind that. I was surprised to discover that children had a good knowledge and understanding of this specific topic.

On Friday, we spoke about USA; children looked through some cards representing the states and the children made sky scrapers collages.



We also acknowledged Father's Day and made cards. We sang the song "Hey Dad" to the tune of "Hey Jude".

'Hey Dad'

Hey Dad, you're my best friend,
I just want to hold your big hand,
Remember you'll always be in my heart,
I have a hero, I call him dad.

Na na na na na na na na na na hey Dad!



This week, children in Beech class will look at these two countries in South America - Brazil and Peru. We will recap everything we have learnt so far and move onto Brazil. Children will learn some basic facts about this country and make carnival masks for our own carnival. Children will have the opportunity to learn about the country where Paddington Bear is from - Peru. We will look at the geographical features, people, animals in this country, etc. We will be making a lama craft and learning some interesting facts about this animal. A Paddington Bear picnic might be a good idea to finish the week!

Oak Class

Oak class children continued their learning about continents by using the Montessori World continents puzzle map.

Last week we learnt about North America focusing on two countries: Mexico and Canada.

We discussed Mexico geography, history and the natural world to be aware of symbols and Mexican facts. We looked at the Mexican flag and we explained the meaning of the colours and the coat of arms.

Also, we had a music lesson where we sang and danced to songs such as "La Llorona" or "Un Poco loco" very popular in the Mexican movie call "COCO".

We read the story of Frida Kahlo and the children showed a lot

of interest in her artwork. They made a lovely hairband with dry flowers in honour of Frida Kahlo.



We also learnt where Canada is located on the map and what the Canadian flag looks like. We discussed the Canadian's endangered animals. As a group activity we make a poster, "How can we save endangered animals?".



On Friday, we had a lovely conversation about how can we celebrate Father's Day and what is the most we like about our family. Oak class children made lovely crafts as a gift for their 'heroes'.

This week's topic: South America

Nursery

Last week Nursery children enjoyed learning about Asia.




We identified Asia on the continents map, looked at some exciting artifacts, explored the different animals that live in Asia. On Friday for snack we made sushi!



This week we will be exploring South America and its culture, food, music and dance. Nursery will have a special Latin dance performance by our very own Miss Libera.

Book of the week



The Unexpected Visitor
by
J. Courtney-Tickle

Best wishes, WMS Admin

Important Numbers



To contact the school office dial:

020 8523 2968

Email:

office@walthamstowmontessori.com

Please also 'like' our face book pages. Select the one that says Walthamstow Montessori and Elementary and 'like' us!