

W/C Monday 4th May 2021

# Walthamstow Montessori School

## Newsletter

### Themed 'Reading Shed'

We thought you would like to see our lovely themed 'Reading Shed'!



It provides the perfect opportunity for reading and listening to stories, using puppets and encouraging phonic development and alphabetising, all while outside!

As you can imagine.....spending time at the reading shed is very popular!

### Our Earth

Last week, Sycamore Class made a map of the world using watercolour and soil.

It was a very complex lesson. Miss Alex our DT and art teacher describes the process:




First, we looked at the globe to get an understanding of why I had chosen two parts of the map. The children identified the dark areas as the continents and the light parts as the oceans, which they coloured in with blue watercolour.

Stimulating the senses is an important way of learning and exploring in a Montessori classroom. After putting glue onto the continents, the children


used their hands for the haptic feeling and applied soil to the paper. The two sections of earth needed to be cut out and stuck onto background

paper. The children finished their work by writing 'Our Earth' as a heading for their work.




### World Earth Day

For World Earth day, Prep Class divided the Earth into four pieces. Each piece was glued onto a card with the middle part to be able to open up.



The inside contains two parts:

what we like about our Earth and two parts about how we can help our Earth what we could/ have to change.



Prior to this, we had talked about some simple facts how we can help to contribute a little bit to a healthier climate by not throwing rubbish around and not wasting water unnecessarily.

### D.T.

Children in the upper school are enjoying developing their independence and their practical skills in their DT lesson.



DT (design technology) encourages a child to plan, design and develop ideas. The subject fuses together art, IT and lots of hands-on activity. It also links to our Forest school sessions with learning to use real tools.



The children in Prep Class are making a new school sign which they have already spent time planning.

Last week children were using wood along with screw drivers, hammers, and sandpaper as the next part of the process. We will let you see their finished work soon.

The process is the enjoyable part of learning and helps to fully embed the skill. Dr Montessori emphasised that children must be allowed to take their time and repeat their actions rather than rush to an end result.

## Jack & The Beanstalk

Last week during their art lesson Sycamore Class had a visit from the giant who lives in the clouds and gets a visit by Jack. We realised that we would need some more giant beans to enable Jack to climb up. First, the children learned about a spiral; they realised by cutting a spiral you end up with a very long, slightly curled, piece. Furthermore, they cut and glued beans and leaves to the beanstalk.


We suspended all beanstalks from a long string crossing the classroom.

One by one, each child blew the paper beans to see how their breath / wind made it move.



## Everywhere Bear

Thank you to Roman for looking after Everywhere Bear, they both had so much fun, and they even went to the car wash together!!



## Book Donations

Thank you for all your lovely book donations to commemorate our 20th birthday. Each donated book has the child's name on the book as a memory. The children have



already started to explore these books and all future WMS children will also be able to enjoy them!



## Lower School Front Gate

Please ensure that the school's front gate is always locked securely when you enter in or out of the school's front garden.

If you are dropping your child off and the gate is left open we will ask you to close the gate securely before we will be able to greet you.

This is extremely important in ensuring that everyone is kept safe. Thank you in advance for your cooperation.


## Updated Website

Our school website has been updated and refreshed with a thorough upgrade and new pages and format throughout. Our website contains lots of useful information about the school.

[www.walthamstowmontessori.com](http://www.walthamstowmontessori.com)

Please also follow us on Facebook and Instagram to see what we are doing each day.

## Composer of the Week



Robert Schumann (1810-1856) was a German composer who began by studying law, following his family's wishes. He played the piano as a young boy and began composing and writing music. In 1830 he heard the famous violinist Paganini play and was so impressed that he returned to music. One of Schumann's most famous sets of piano pieces is Papillons (butterflies).

## Watch your speed!



This is a polite reminder that if you are driving to school and dropping off your children, to drive slowly and carefully and legally when parking near the school.

Cars should be parked in designated bays and not dangerously near the school gates or in front of the



school garages. Please also turn off your engine whilst waiting stationary in your car.

## Covid Testing

Thank you so much for continuing to test your children every two weeks, this has meant that we have been able to work towards keeping open this term – which has proved a great success. All staff are being tested twice a week and will continue to do so.

The borough is also making regular home testing easy for the whole family with a new Community Collect service – this free service means you can pick up a test kit from more of our test centres at:

- Chingford Assembly Hall, E4
- Chingford Methodist Church, E4
- Jubilee Centre, E11
- One Hoe St, E17

Regular testing is one of the best ways to protect your family and the whole school community.

## Glue Ear Workshop

SEND Success are running a ‘Understanding Glue Ear – For Parents’ training on Tuesday 11th May– 10am to 11am.

This training is aimed at any parent of a child in the early years (Nursery and Reception) who is worried about their child's hearing.

**To book your place please email:  
enquiries@sendsuccess.org.uk**

A flyer with more information is on our schools notice board at both schools.

## After School Club Invoices

If your child attended any of our School Clubs during April (i.e. Early Risers, Lunch Club or Tea Timers), you will be emailed your invoice by tomorrow Wednesday 5th May.

Please note these invoices will need to be paid by Monday 10th May to avoid a penalty charge. All invoices are now emailed to you. If you require a paper copy, please let the office know.

## Class Information

### Prep Class

Our focus last week regarding our topic was centred around Neil Armstrong who was the first human to walk on the moon during the NASA (National Aeronautics and Space Administration) Apollo 11 mission on 20th July 1969. He completed the mission alongside co-pilots Edwin E. “Buzz” Aldrin and Michael Collins who, ironically died last Wednesday at the age of 90. The children learnt about the flag of the USA, watched some short clips of the actual lift off, discovered the different stages of a rocket launch, and shared their findings with their friends.

Prep Class’ topic of the week was Neil Armstrong. In Art we picked up on the topic and drew the moon. We used this as an opportunity to talk and learn about shading. The effect of a drawn pencil line varies depending on the angle the pencil is held and how much pressure is applied.

Prep class also did some learning on personal and possessive pronouns and had the opportunity to incorporate them in their different writings. The children also learnt how to expand their noun phrases by adding some adjectives.



In science, the children carried on learning about metamorphosis and wrote a few lines about it, as well as doing a cutting out activity in which they got to put in order the stages in the life of a butterfly and a frog.

Lastly, Prep class children are improving their math knowledge significantly. They are eager to learn more and always keen to discover new concepts.

### Sycamore Class

Sycamore class are doing so well with their reading and thank you for bringing your reading records every day. In Literacy, we retold the story of Jack and the Beanstalk in small groups, being helped by the puppets of the story. For Maths, we looked at



the different heights of beanstalks by ordering them. The children also enjoyed measuring different objects

by building a tower of cubes to measure the object's length by counting them. In Science, we looked at parts of a plant and photosynthesis. We discussed what the parts are used for and how plants breath. The country of last week was India and Arnold kindly brought an Indian 'tuk tuk' to show us! Thank you so much!

We will be learning about Spain this week so, please, feel free to bring anything Spanish in! The letters that we learned last week were "f" and "j". Please, remember to wear sports clothes on Thursday as we have our tennis lesson.



### Beech Class

Last week, children in Beech class learned about Spain. They can now locate Spain on the Europe puzzle map and identify the Spanish flag as well as say "hello" in Spanish. Children enjoyed creating the flag, learning "La Vaca Lola" song and dancing to the famous Flamenco music, followed by making a Flamenco dancer craft. It was a week packed with great fun.



This week is all about Macedonia. Children will learn about Macedonian flag and its meaning as well as the main characteristics of Macedonia such as the geographical features, the architecture, the people, the food, the traditional music and dance, the animals, etc. We will create a traditional Macedonian dish and dance to folklore music. Children will learn about Cyrillic alphabet and how to say couple of words in Macedonian. It will be a week to remember!



**The Earth Is Our Home  
Poem by  
Beech Class**

### Oak Class

Hola from us all here in Oak Class. We hope that you all had a great Bank Holiday Monday.

Last week we introduced the children to the Montessori Continent Globe and also the Montessori Puzzle Map. There was a lovely



presentation using blue play dough moulded into a ball then cut in half to show how the globe transitioned into a flat surface to enable

us to identify each Continent.

From our blue ball we discussed that our planet is in the shape of a sphere. This led onto a three-period lesson working with the Geometric Solids.

Using the Montessori puzzle map, we learnt about three different continents including Europe, Asia and Africa. This also transitioned into a three-period lesson.

Our focus last week was Europe and the country Spain. We used our communication and language skills to discuss and learn about Spanish words, festivals and different landmarks too.

In addition to our fun filled week, we painted a





Spanish flag, made a bull mask and we had a lovely presentation on Spanish food including Tapas and Paella.

Our week ended with some lovely music and movement activities learning about flamenco dancers and other Spanish songs.

This week we will be continuing our topic with Europe looking at Macedonia. There are some more exciting activities planned to include egg decorating a popular tradition for the Macedonian festivities.

Have a lovely week from your Oak Class teachers.

## Nursery

Last week nursery children enjoyed learning about Great Britain. We started the week creating passports so we could learn about the different countries and for the children to be able to put a stamp in their passport.

We then moved on to looking at pictures and objects of London transport and all things British, proudly



painting their own Union Jack.

Our sound of the week was 'L'




The children ended the week with a lovely tea party in the garden, the children helped to prepare their snack fruit skewers and

washed it down with freshly prepared mint tea.

This week we are learning about transportation on land, water and air.

The sound of the week being 'T'.

We will also be exploring Italy and the importance of road safety.



**Book of the week;**

**People  
By Peter Spier**

## Best wishes, WMS Admin

**Important Numbers**



To contact the school office dial:

**020 8523 2968**

**Email:**

**[office@walthamstowmontessori.com](mailto:office@walthamstowmontessori.com)**

**Please also 'like' our face book pages. Select the one that says Walthamstow Montessori and Elementary and 'like' us!**