

W/C Monday 25th January 2021


Walthamstow Montessori School

Newsletter

Pop Art Lesson

During our art session last week, upper school children looked at different images drawn during the Pop Art period. We learned that if an artist wanted to make the public aware of a certain topic or to advertise a product they would use this technique.

The children in Sycamore and Prep class drew the Eiffel Tower which was evenly placed four times on the paper. Everyone chose different colours for their towers. Seeing them all together makes a visually colourful poster.



Please be reminded that we break up for the February half term on Friday 12th February and school resumes on Monday 22nd February 2021

A full list of term dates can be found on our website

www.walthamstowmontessori.com

Composer of the Week

Richard Wagner (1813-1883) was one of the most important opera composer of the Romantic period. Wagner built an opera house in Bayreuth, Germany, where his operas were performed at a festival every year. This festival continues today.



Meet the Teacher

Miss Bella has joined us as a Teaching Assistant in Seedling nursery. Miss Bella is an experienced teaching assistant and enjoys cooking and getting creative.

Inside the Montessori Classroom...

The knobbed cylinders are a very effective piece of Montessori equipment. The aims are to develop an understanding of fine differences in dimension, to introduce grading, preparation for the decimal system (as all of the cylinders are in sets of 10). To develop fine motor skills, eye-hand coordination, and pincer grip for writing.



There are 4-cylinder blocks in the set and each one contains 10 cylinders cut from the solid block. They are introduced to children from 2 years upwards. They continue to be very useful in teaching mathematical concepts up to the age of 6. The block is placed in front of the child and the cylinders are then removed one by one placing them at random in front of the block. Once they are all removed the directress looks carefully at the block and at the empty socket and then looks for the matching cylinder to fit it. This is showing the children how to make a decision about what fits. Eventually the 4-cylinder blocks (which increase in difficulty) can be worked with together to present even greater challenge.

As a parent you can support this work by looking for cylinders in the world around you and discussing their properties i.e., rolling, circular faces etc.

Chinese New Year

We will be celebrating Chinese New Year on

Tuesday 9th February. Children will be invited to school wearing red and will be taking part in some fun activities to celebrate the year of the Ox!



Environmentally Friendly



In an effort to do our bit to be more environmentally friendly, we will be emailing when possible any letters, invoices etc.

Please just call the office if you need a paper copy of any correspondence. Thank you.

Snow Precautions

Please check the school website (click on 'About Us' and then School policies) for details on our school's snow procedure policy – these will be a very helpful guide should we get an unexpected snowfall on a school morning.



No grapes

Please ensure that you do NOT give your child grapes in their packed lunch, as young children can easily choke on grapes.

School Smocks

If your child is in Nursery or Kindergarten can we ask that they wear their school smock. The smocks protect their clothing especially during messy play and when they are participating in their art and craft sessions. You can order your child's smock via the school office and they cost £20.00 each.



Congratulations

To Laurence and his family on the birth of his baby sister Jemima. Mum and baby are doing well, and we wish them all the best from us all at WMS!



Parents Corner

We are starting a parent corner and would like to invite parents to share anything with us that they feel other parents at the school may be interested in.



Please email the school on office@walthamstowmontessori.com

Class Information

Prep Class

Last week, Prep class children had a very busy week. As part of our Spring topic, we learnt some facts about France and the Eiffel Tower, listened to some French music and we even got to dress up as "Parisians".


Some of the children were introduced to hundreds and thousands through the Montessori materials, as you all can see in the picture. They really liked working with it and some of them even presented it to the younger ones.

Prep class children have been reviewing addition and subtraction and have practiced their times tables, also with the support of the Montessori Multiplication bead board, which is so much fun!

Lastly, Robert and some other older children thought it would be a good idea to help Georgia and Imogen learn some sight words that they are already familiar with. It was lovely to see them in action! The children were so engaged and motivated thanks to the great effort of the elders of the class.

During our DT session, Prep class rebuilt the Eiffel Tower.

We looked at different photos of the tower, how it was built, the structure, the materials used to build it, and a close up of its design.



Sycamore Class

Last week was a busy week in Sycamore class.

In Maths the children learned about shapes and their characteristics and identified initial sounds practising the sounds that we have learnt on the previous term. Furthermore, we have looked at patterns and made our own one.



We were happy to spend some time with Prep class, getting to know each other a little bit better.

We really enjoyed our DT and Art lessons with Miss Alex . The children were engaged in the lessons which helps to develop their fine motor skills and also encourage their creativity.



Every morning we have been doing some exercises which helps us to concentrate and focus.

Last week we also celebrated Ruby's birthday with our WMS birthday walk! Ruby shared some photos from when she was a baby and talked about her family.

Please, remember to bring in any stories about superheroes if you already have one. Also, we would really appreciate if your child arrives to school in their smock. Thank you for your cooperation.

Beech Class

Last week Beech class participated in a lovely sink and float activity. We looked at different objects that we can find in the sea such as pebbles and shells.

We extended the activity by looking at the phonetic sound for each object. From the Montessori materials we worked with the land, water and air activity and the children had to decide where each object lived. We also practised our gross motor skills and spatial awareness by participating in the long rod maize.

This week we will be looking at the Pacific Ocean and participating in a saltwater density experiment with an egg.

There will also be a lovely craft activity based around the Nemo fish and also the Walrus.

Oak Class

Last week Oak class children enjoyed making crafts about animals living under the sea to decorate our Spring term board.



The children have been very creative in their activities, using different materials such as bubble paper, cooking foil or an egg box.

In circle time, we played a presentation game to learn about each other a little bit more. We had a chat about how important it is to use our hands to help and not hurting others. We talked about feelings too.

During the week, we learned about the types and characteristics of a fish. We used an Encyclopedia of seas and oceans to reinforce our learning. We created a fish by sticking different materials to make their scales and, we sang the song " Five Little Fish Swimming in the Sea".



Furthermore, we linked this theme to improve our maths skills by counting fish and writing skills working on the letter "f" using a sand letter.



At the end of the week, we talked about what sinks and floats in the water. The children proved which objects could sink or float on the water and they classified them into the two groups. It was very sweet to see how they tried to push the floating object under the water with their fingers.

It is incredible how interested the children are to discover new things and solve problems by themselves.

Book of the week: "The Rainbow Fish" by Marcus Pfister.

Letter of the week: "f"

Nursery

The Nursery children had an enjoyable week packed with fun activities. We started the term with talking about the people who help us and we learned there are doctors for every part of our body.


Last week we learned about dentists and what they do. It was a lovely opportunity to learn how different types of food affect our teeth and the importance of keeping our teeth clean. We talked about the parts of a tooth and how many teeth we have. The children enjoyed a variety of sticking activities and we also recreated the inside of our mouth using playdough for our gums and beans for our teeth.



Mouth sculptures made from playdough and beans

This week we are going to focus on police officers, who are they and what they do. We are going to play an 'I spy', Sherlock Holmes detective game, make a police car craft, learn what are fingerprints and do an "Under arrest" role play.

Book of the week



'The Rainbow Fish'
By
Marcus Pfister

Best wishes, WMS Admin

Important Numbers



To contact the school office dial:
020 8523 2968

Email:

office@walthamstowmontessori.com

Please also 'like' our face book pages. Select the one that says **Walthamstow Montessori and Elementary** and 'like' us!