

W/C Monday 9th November 2020

# Walthamstow Montessori School

## Newsletter

### Sycamore Class moves to Brookcroft!

Well done to Sycamore class who moved to our Upper School, Brookcroft building on Friday afternoon.

The children had a busy afternoon. They enjoyed having lunch with their friends, exploring their new garden and circle time with their teachers.



Enjoy it and have fun at the Upper school!



*We love our new classroom!*

### Children in Need

Our annual fundraising day for this important charity is this Friday 13<sup>th</sup> November 2020.

The children will be taking part in lots of fun and educational activities all week.

On Friday, the children are invited to dress up in spotty clothes for a small donation for this amazing charity.



### DT – Sea of Poppy Flowers

Last Thursday, Prep class made 3D Poppies out of toilet rolls. Children had to cut the rolls into 1-2 cm wide strips which they then coloured in red. Depending how the cardboard circle is bended and squashed, the shape can completely change and transform the appearance. We tested that out before choosing a shape and glued this shape onto the background. A stem and leaves were added.



*Placing all poppies next to each other like a beautiful sea of red flowers.*

### Remembrance Day

All the children enjoyed participating in poppy-themed artwork and activities. The children learned about the importance of this special day set aside to remember all those men and women who were killed during the two World Wars and other wars and conflicts.


All Classes at both schools will observe a 2-minute silence on Wednesday 11th November at 11.00am.




**Poppy by Oak Class.**  
**Each child made a small poppy to create one large poppy**

## Prep Class – Still Life Drawing Lesson

The children in Prep class had fun during their 'Still Life' drawing lesson. Still Life is a work of art depicting mostly inanimate objects. A still life drawing combines reflective, convex and concave forms.



*Still life drawing lesson*



## Composer of the Week

Robert Schumann (1810-1856) was a German composer who began by studying law, following his family's wishes. He played the piano as a young boy and began composing and writing music. In 1830 he heard the famous violinist Paganini play and was so impressed that he returned to music. One of Schumann's most famous sets of piano pieces is Papillons (butterflies).



## After School Club Invoices

Please note that these invoices should have been paid by Friday 6th November. If you have not paid your invoice can you please do so to avoid a late penalty charge.

## Spring Term Fees 2021

These invoices will be issued from Monday 23rd November 2020. Payment should be made on or before Monday 7th December to secure your child's place for the Spring term and then the second instalment on or before the Monday 4th January 2021.

All school fees must be paid in advance of the start of the Spring term on the Wednesday 6th January 2021.

## Tree Decorating!

On Tuesday 8<sup>th</sup> December we will be having our special tree decorating day! This is one such traditional event at WMS that is very special. Children will be able to hang a silver ball on the tree. If your child does not attend on a Tuesday then they are welcome to hang their special silver ball on another day. We have lots of lovely silver balls for the children to choose from here at WMS.



**We break up for the Christmas Holidays on Thursday 17<sup>th</sup> December at 12.30pm and school resumes on Wednesday 6th January 2021**

## Tea Towels

We will be taking part in our annual Tea Towel fundraiser again this year. Some of you may already be familiar with the tea towel fundraiser whereby each individual child in WMS will draw a self-portrait of him/herself and they will all printed onto a tea towel.



You will be able to purchase these tea towels, which would make a lovely Christmas present or a treasured keepsake.

Each year we sell out and we cannot order anymore.

**To ensure that you do not miss out please pre order! Booking form is attached.**

**The cost is £6.50 each or 4 for £22.00.**

## Watch Your Speed

This is a polite reminder that if you are driving to school and dropping off your children, to drive slowly and carefully and legally when parking near the school. Cars should be parked in designated bays and not dangerously near the school gates.



Please also turn off your engine whilst waiting stationary in your car. We are encouraging parents to do this when waiting outside school.



## Class Information

### Prep Class

Prep class children enjoyed their week and were excited to welcome Sycamore class to the building.

The children were asked to write a few sentences about what they had done over their break and they drew some lovely pictures which they shared with their friends. They also got to read their lines in front of their peers to gain some confidence when talking in public, paying attention to verbal and non-verbal communication, such as speech, gesture, facial expression and body language.

The children have concluded the topic "materials" in science by learning about the flexibility of materials, they took part in an experiment in which they could test how flexible some materials can be. They also understood that some materials are not that flexible due to their hardness and stiffness. Children engaged very well and were eager to test many more materials.

### Sycamore Class

Last week was another busy yet fun week here in Sycamore class.

For our 'out and about' session we went on a stick treasure hunt in the garden to make a bonfire night craft. After collecting the sticks, our teacher painted our hands to simulate a large bonfire. In turn we each applied glue to position our sticks in place. There was a lovely cacophony of colours which we all loved.

There was much concentration and creativity as some of the children displayed a good pincer grip and hand eye co-ordination whilst gluing the sticks. Sycamore class demonstrated good communication and language skills as we discussed the meaning behind Guy Fawkes and who he was. In addition to our firework craft we rolled marbles in a tray with paints to create individual firework paintings.

During this stage of the Absorbent mind, the children displayed a sense of curiosity and fun as they sprinkled glitter to finish their grand designs. We also observed an experiment with the glass jar and a candle then discussed that heat needed air to stay inflamed. We also talked about fire safety and how to stay safe within different environments.



and to remember all of the soldiers that lost their lives during battle.

This week we have some exciting activities based around Diwali. If you also celebrate a cultural event at home, it might be nice to send some clearly labelled artefacts to school with your child for them to look at and talk about during circle time.



*Our Remembrance Day poppy by Sycamore Class*


*Writing by Laurence*

### Oak Class

Oak class were very happy to welcome two new friends, Nova and Yusra who join us from nursery last week. Everyone made an effort to make them both feel welcome. We used games, team activities and a "question game" to know each other better.

Last week we were talking about two big annual celebrations in November, Bonfire Night and Remembrance Day.

Oak class children enjoyed learning about the story of Guy Fawkes and why people celebrate the 5th of November with fireworks. The children were fascinated to make their



fireworks using a salt and glitter shaker, whizz-bang! We also linked the Bonfire Night with fire. We explained what it is fire, how can we make fire, what is a bonfire and what are the rules we have to follow for fire safety.

The children strengthened their knowledge with role-play. They had to solve a problem in a "no real situation" such as "There is a fire in the classroom" What to do?; or "Going camping in winter" What do we need to make a bonfire.

We continued the week learning why people celebrated Remembrance Day, on the 11th of November and the

significance of the Poppy flower on this day. The children showed a lot of interest to know more about the soldier's story and why people wear poppy flowers to honour the victims. Some of them shared what they already knew about Remembrance Day and which members of their family wear a poppy flower on this special day. In Oak class, everyone created a Poppy flower.



During the last few weeks, I have seen a lot of the children playing to games where they pretend to be of one of the members of their family. For that reason, I thought it would be a great idea to talk about "Family" using a book about the different kinds of families emphasising daily lives and values like love and respect.

In our "out and about" session, we made a Bonfire picking up some sticks from the garden. We showed children a science activity with a candle too.

## Nursery

The children enjoyed seeing their friends again after half term.

We were celebrating Guy Fawkes Day and discussed the story behind it. All children enjoyed lessons about fire and fireworks. This was a great opportunity to discuss how we are feeling when hearing loud fireworks. There was science,



The children enjoyed gathering leaves, sticks and barks putting them on the big tray. They described shapes and




painting, sticking, stories and songs related to the theme. We also enjoyed our 'out and about' session where we recreated a bonfire.

colours.

We also started discussing Remembrance Day and created poppy flowers. We will keep discussing this topic this week together with Diwali and Children in Need with lots of interesting activities.



We would like to ask all children to dress up in spotty clothes for Friday.



**Book of the week**

*The Family Book*  
By Todd Parr

**Best wishes, WMS Admin**



**Important Numbers**

To contact the school office dial:  
**020 8523 2968**

**Email:**

**[office@walthamstowmontessori.com](mailto:office@walthamstowmontessori.com)**

**Please also 'like' our face book pages. Select the one that says Walthamstow Montessori and Elementary and 'like' us!**