

W/C Monday 27th April 2020

Walthamstow Montessori School

Newsletter



Welcome back!

The WMS teaching team very much feel that we are back

albeit not on school premises! Lessons this week have been exciting and engaging. We hope you have been enjoying learning with your children and we know it has offered some great structure to the day for you. Thank you for your feedback and joining us for the zoom lessons as we know that there has been enormous value from the children seeing their class teachers and friends at this time. And of course, all the lovely photos of the children's work that you have been sending through to us. There are too many to use here in this newsletter but please keep them coming. We are also updating our Face Book page daily.

The Zoom lessons have been a great way to introduce all our new families that have joined WMS at the start of this term to their new friends.

Summer certainly has arrived and we hope you all had a relaxing Easter break!

Happy 19th Birthday WMS

WMS celebrated another successful year on the 23rd April. The school has grown significantly during this time when Miss Lorna first opened the school with just 4 members of staff and 26 children!



Thank you for celebrating virtually with us.



Teachers enjoyed celebrating via zoom and I know some of us even got to blow the

candles out and some of our parents are now having to explain how that happened to our younger children!!!

Thank you Seedling class, for your lovely cake collage made during your Zoom lesson last week. I know you sang beautifully before blowing out the candle together!



The Montessori Trinomial Cube at home with Faatima!



This material prepares a child for advanced mathematical concepts in a fun and popular way. It is a very popular material for children as young as 3 and 4. The direct purpose of the binomial and trinomial cubes is for the child to practice the steps to properly disassemble and build the cube, while refining dexterity and visual acuity just as Faatima from Reception class is demonstrating from home.

It is a very entertaining three-dimensional puzzle but fundamentally is a concrete representation of

the cube $(a+b)^3$. The wooden blocks represent the expansion of this equation.

If you haven't attended one of Miss Lorna's parent teaching sessions then it's a must to learn more about this material and be tested on your algebra! We will be scheduling more parent classroom sessions in the Autumn – I think Faatima would make a good assistant for you Miss Lorna at these sessions!

Educational Psychology Offer

As you may already know, for the past few years the EPS have been offering a free monthly drop in for parents to discuss any concerns they may have. In view of the current situation and additional stresses families are under they are extending this offer.



If you want support in managing behaviour, helping with school work, talking to their children about COVID-19, dealing with grief/bereavement as well as other topics please email them at:

educationalpsychologyservice@walthamforest.gov.uk

- a contact phone number
- some convenient times them to call
- a brief message about your concerns

Notice Period

Please be reminded that if your child will be leaving WMS at the end of the Summer term (i.e. 17th July 2020) then written notice to the school office should have been received no later than Tuesday 21st April. If you have already provided notice, along with your child's new school, then you will have received an acknowledgement to your email. Notices received after this time, as per your terms and conditions, will mean that Autumn term school fees would be due and you would automatically be invoiced accordingly nearer the time.

Extra sessions/Change of Days

Please email the school office ASAP if you are considering increasing the number of sessions your child attends for the Autumn term. Please do send a reminder if you have previously requested but have not had confirmation. We have offered school places to those on our waiting list so please let us know as we always give you priority.

DT Lesson

Our virtual learning incorporates all areas of the curriculum. Our Upper School children enjoyed their lesson with Miss Alex who teaches this subject weekly. Last Thursday's lesson saw the children making snakes and how we can make them camouflage them in their own gardens/outdoors.



Are you a budding David Attenborough?

I thought I would share this with you as I know this is a much-loved topic at school with many a bug hotel created by both children in the Lower and Upper school. Nature and the outdoors are focused heavily on within our curriculum.

Suntrap Forest Centre has launched an exciting new film making competition for all Waltham Forest residents who are 16 and under. Up for grabs is a magical night for yourself and seven guests under the stars at Suntrap in our four-berth wooden camping pods - post coronavirus of course.


Why not create an indoor Savannah for a toy animal; build a bird hide on your balcony or film an insect hotel in your garden?

To enter send us a one-minute nature documentary style film. Winners will be judged by the [Urban Birder](#) David Lindo.

Deadline for submissions Sunday 31 May 2020. Head to [At Home page](#) for more information.

https://suntrapcentre.co.uk/suntrap-at-home?utm_content=&utm_medium=email&utm_name=&utm_source=govdelivery&utm_term=

Class Information:




Did you enjoy the book of the week in Kindergarten?

Elementary:


It was lovely to see the children again, with the aid of Zoom.

Although, this week was a short week we have had a busy week. On Thursday, we sang happy birthday as a class for WMS' 19th birthday.

We have also shared some facts and reading about Shakespeare's life because it's his birthday too.



We celebrated Earth Day and St George's Day with various activities.



The children made snakes in DT, which camouflage well in the garden.

We also started our topic for this term, 'weather and climate'. We had a class discussion on zoom to identify the differences and similarities between weather and climate.

This week the children will be busy building their own weather station.

Reception:


For many teachers, working from home will be new. Teachers should try to maintain personal connections with their students, and that is what we have done. Rather than whole class meetings, Reception has organised periodic video meet-ups with smaller groups of students to chat, check-in and provide help, support and assistance, and of course, add a bit of fun.

It is amazingly surprising the capacity that reception children have shown to adapt themselves to a completely new life as well as to the new learning style we are facing.

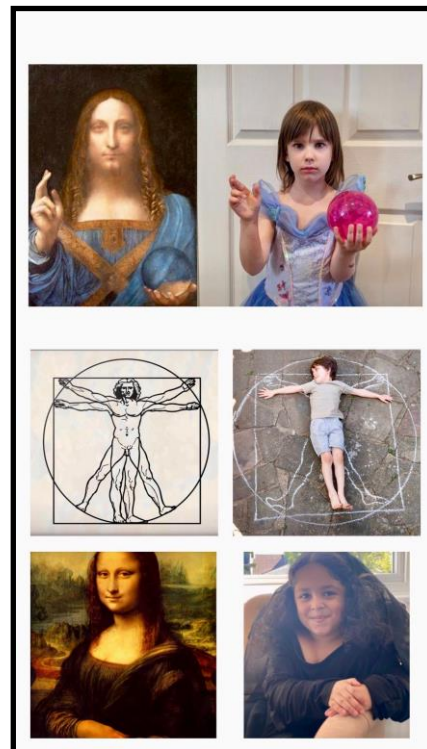
I could not be more grateful to have the support of these lovely parents who are contributing every day to their children's teaching-learning process. I honestly want to thank them for that. YOUR help in very much needed at this moment.

Having said that, reception children have been busy this week revising some of the contents that we have previously covered through fun activities that engage children at home.

Since our new topic is art-related, reception children are carrying out a "quarantine art-challenge" in which the children were asked to gather information about famous paintings in Art History and their respective authors. Once they have acquired a bit of knowledge about the authors, they would be "challenged" to replicate one their master pieces. Here are the results!



Miss Sandra looking very dapper!



Kindergarten:

Oak:

Our topic last week is British Money. The children were introduced to money by their parents and they have been working well identifying coins and notes. Parents have been sending in pictures of their children working in various areas of learning.



Ivy looked at all different coins with dad and drew around them.

She did coin rubbings with wax crayons and then cleaned some up in vinegar and salt to make them shiny again.



John has been learning to identify coins by matching them. He is learning to identify letters/sounds using the materials introduced. E.g. **n** in **note**. He also demonstrated good concentration tracing his name.



Using our book of the week, *The Rainbow Fish*, Peggy made her own rainbow and star fish mask! In addition to that Peggy absolutely enjoyed the music session, she listened to the Earth Day song as reported by mum and *'played it over and over again. It was very catchy and we were all singing it in the end!'*

Our zoom session has been interesting with children participating in different story reading and songs. On Thursday we celebrated St George's Day and WMS 19th birthday!



Peggy made a beautiful decoration to celebrate this and showed us her beautiful art work.

We all sang a birthday song and were all thrilled to blow the candles via zoom! We read a story online about St George's Day and the children took turns to say something brave they did. Peggy said "I'm being brave for doing ballet", Oliver said he was being brave "by doing poo in the potty", Aidan said he was being brave by "diving". All the children did brilliantly well joining in greeting each other through songs and saying the days of the week.

This week, we hope we will be focusing on British Monarch/Family. Learning about who Queen Victoria and King Henry the VIII were. We will also be linking this to our own family tree, discussing what makes us a unique individual.

Sycamore:

A great start here in Sycamore class and welcome back to a lovely Summer term!

Last week we enjoyed our lovely Zoom sessions, thank you all for joining us. We had a lovely time during our I spy game, sink and float lesson and also our story of the week about the Rainbow Fish.

As you all know, it was a busy week for us and alongside our usual curriculum activities, we created our lovely hearts for WMS 19th birthday. We also learnt lots of new information about money!



Through our role play activities, we learnt about everyday living in society and how we interact verbally to express our needs and wants when purchasing goods from a shop.



Please continue to encourage your child to work through all of the activities that we have sent you and please keep your lovely photos and updates coming!!

This week we have more exciting activities planned for the British Monarchy!



Amazing work Laurence with your Elizabeth Tower – super impressive!

Beech:

Beech class have had a good start to the new term We have welcomed Georgia and Imogen to our class

We have been coming together every afternoon to share our learning and see our friends.

Last week we learnt all about British coins. We have been learning to recognise them, grade them in size and value and the written symbols that represent them all. We also learnt what the coins are made of.

We did an experiment by putting coins in vinegar to clean them up.



We have been reading our book of the week 'The Rainbow Fish' we have been talking about sharing and being a friend as well as labelling parts of the fish and making lovely Rainbow fish.

Our letter of the week was t and everyone brought t objects to our Zoom class - Elías was inside his 't' word as he made a tent!

We have practiced writing too and we learnt a little song about fish.

This week, we will be looking at some famous kings and queens and our book of the week will be Hairy McClary from Donaldson's Dairy our letter of the week will be 'b'.

Nursery:

Acorn:

Acorn class children have started the Summer term with the topic Nature around us. Last week we focused our learning on plants.

We learned about plants through the stages of the life cycle of a bean and we did the bean in a jug experiment. We were also learning what the plants need to grow and how to take care of them. In a zoom talk presentation, we also learned how to clean the leaves of our indoor plants and did a seed collage.



Here we can see Olive enjoying caring for her own plants so carefully.

This week, we are going to learn about mini beasts. We are going to learn their names through the insect classified cards, create mini beasts pebble stories, learn about the life cycle of a butterfly and do butterfly symmetry art.

Seedling:

Our topic for the Summer term is "Nature around us". Last week we focused our attention on plants. Children learned about plants through the stages of the life cycle of a bean.

We discussed what plants needed in order to grow and how we take care of them. During the Zoom meetings, we did an experiment of what happens when a plant is put in a box away from the sunlight and without any water. We will be discussing the result this week.

We also did a presentation and learned how to clean the leaves of our indoor plants. Children enjoyed singing Happy Birthday to WMS



and some made a cake collage. The book "Planting a Rainbow" was read and children chose their favourite colour for the flowers. Many songs were sang along with musical instruments. Lastly, the children had fun creating a collage made of various different seeds.

This week, we are going to learn about mini beasts. We are going to learn their names through the insect classified cards, create mini beasts pebble stories, learn about the life cycle of a butterfly and do butterfly symmetry art.

Best wishes, WMS Admin

And a big thank you for all your support and encouragement at this time