

# Walthamstow Montessori School

## Newsletter

**A very Happy New Year** to all our WMS families and friends. We hope you have all enjoyed a happy and restful Christmas break. We are delighted to welcome all our families and children back for our Spring term, which is already promising to be both a very busy and exciting one.

We ended last term on a 'high' with the Christmas concert! We hope you enjoyed it as much as we did - the children made us very proud singing so beautifully and delivering their lines well. Thank you so much for the kind feedback.

We have had a number of new children joining us throughout the school and I am sure you will all join us in making those children and their families welcome. For those parents whose children have moved on to new classes, we hope they find the change both exciting and challenging. If you are unsure about which class your child is in this term, please do not hesitate to ask.

Just to make you aware, we do sadly have a couple of staff absent this week with bereavements and therefore children may refer to different teaching staff. These teachers will be very familiar staff to the children so you can be confident that the children are happy, settled and learning.

Also, a very big thank you to all parents and children for our lovely Christmas cards and gifts.

**Please be reminded that we break for the February half-term on Friday 14th February.**

### Dates/Trips:

Children in the Upper School and Kindergarten will be visiting Lloyd Park on Thursday 23<sup>rd</sup> January.

Each group will be led by our very own park wildlife educationalist to help us spot the local and visiting wildlife, as part of the Big Garden Birdwatch 2020! Please keep an eye out for your trip letter as it will need signing and returning. Nursery will also be participating in the Big Bird watch and doing their 'bird spotting' in the school garden.




### Mosaic Mirrors - DT

Every child in Elementary and Reception designed their very individual mosaic which was taken home at the end of last term.

The children had a variety of little marble, glass and tile pieces to choose from. The first step for everyone was to think of a design; how to arrange the stone pieces, some chose a pattern, some arranged the pieces more randomly. As the children had to lay their design onto paper first they were able to rearrange their design. The following step was to transfer (by gluing) piece by piece onto the provided wooden frame.

During the following session the grout had to be mixed and then applied to the mosaic.

The last session contained the cleaning of the mosaic. The remaining grout had to be removed in order for the tiles/ stones to get their original colours back.



### Congratulations to WMS!

We are the proud winners of £30 worth of books and excited to find ourselves 'in print'. We recently submitted a lovely photo of Florence and her Grandfather, taken when he attended our recent 'Grandparent's Day' event. Grandad enjoyed spending time in his Grand-daughter's classroom.

We were their 'star' photo of the month.



Nursery World is a monthly publication for Early Years professionals packed full of expert advice, examples of good practice and great ideas we love implementing into our own classrooms.

## Everywhere Bear



had a lovely weekend with Inayah and her family. Everywhere Bear helped with the shopping and also had fun watching Inayah swim.

I wonder what 'everywhere bear' will do next weekend?

## Upper School Trips:

The following trips / visit have been arranged for the children at our Upper School. Letters with more information will be sent out shortly.

**Pump House Museum** – Wednesday 29<sup>th</sup> January

**Labour MP Kizzy Gardiner** – Thursday 6<sup>th</sup>

February

**William Morris Gallery** – Wednesday 4<sup>th</sup> March


## Diary Dates

Important diary dates have been issued. We are still in the middle of finalising some of the class trip dates so once these have been finalised we will advise you by letter. Please remember to visit our web site regularly for these updates and term dates.



## Composer of the Week

Our composer of the week is Franz Schubert (1797-1828). By the time he died at the age of 31, Schubert had written over 600 songs, 9 symphonies and over 100 piano pieces. Classical music helps to boost the children's concentration and improve their listening skills.



## Concert DVDs

If you have ordered and paid for a DVD then you should have received your copy. Please ask at the front door for yours. The profit we made on the tea towels and DVDs goes straight back into the school – we will be sharing with you any new projects ahead that your fundraising will contribute towards.

## Termination of a Place

May we respectfully remind you that you are required to provide notice, in writing, if your

child will be leaving the school. This written notice should have been received by the school office on or before the first day of the new term. Therefore, if your child is leaving us at the end of the spring term 2020 and not returning in April 2020, we should have received notice on or before Friday 10<sup>th</sup> January. After this date school fees for the summer term will be invoiced and payable, as per your signed terms and conditions.

## Spring 2020 Term Fees:

All school fees should now have been paid for the Spring term. Unpaid fees will incur a penalty fee of £50 per week they remain outstanding as well as your child being asked not to return to school until fees are settled in full.

## Absence from school

If your child is absent from school, then it is important that you telephone the office/send an email advising us of this no later than 10:00am. Please ensure that you advise us of the nature of the absence i.e. sickness/holiday etc. It is very important that we are made aware of any childhood illnesses such as chicken pox, measles, mumps, vomiting and or diarrhoea etc - so if you suspect that your child may have come in to contact with anybody with infections then please let us know ASAP.



## Session Changes

Please note that if you wish to make any changes to the sessions that your child attends we need a terms notice in writing.

Also, please be reminded that the term after your child turns three they will move from nursery into our Kindergarten where they will be expected to attend for a minimum of 3 days per week.

## Wet Weather Precautions

We are, of course, looking forward to some Spring weather and lighter evenings but with wet, windy weather continuing you should ensure that all children have a pair of wellington boots on site for when they play in the garden. These, as well as anything your child brings to school, should be clearly named in order to avoid confusion.



Please check the school website [click on 'About Us' and then School policies](#)) for details on our school's snow procedure policy.

## School Smocks

If your child is in Nursery or Kindergarten can we ask that they wear their school smock. The smocks protect their clothing especially during messy play and when they are participating in their art and craft sessions.

You can order your child's smock via the school office and they cost £20.00 each.

## Lower School Footwear


Please can your children come to school with their indoor school plimsols for changing into. We are often working on the floor mats in the classroom and it is much nicer and prevents the floors and mats becoming dirty with outdoor footwear being worn in school.

## Class Information

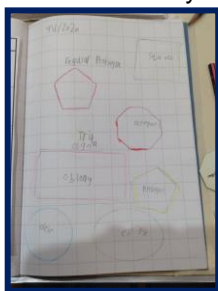
All children will be coming home with their class 'Welcome Back' letters. These letters will give you a full understanding on what the class teacher will be working on with their children this term and information on class trips.

### Elementary

Welcome back to school. In Elementary, we started with our Spring Term topic, Walthamstow. We looked at Walthamstow's location and its situation within London. We learnt about the meaning of its name, how it has changed and also took a close look at the Coat of Arms for Walthamstow.



In Art and DT, the children have been comparing an old map of the area to a more recent one, to see the changes over time. We are looking forward to our trip on Wednesday to learn about housing and architecture in Walthamstow.



In Maths the children were busy exploring shapes. We are comparing and identifying the different properties between 2D and 3D shapes.

### Reception

A very warm welcome back from reception class. After having lots of fun during Christmas time, it's time to go back to school.

Children in reception have been sharing the things they have done throughout the holidays and they have also been encouraged to write it down so as to practice their writing and reading skills. After writing it, they have read it in front of their classmates. They did a great job!

The children have continued learning Italian and other areas such as arts, in which they worked on maps and how to trace them and physical education.

Lastly, since the topic proposed for this term is "Walthamstow", children have been involved in carrying out different activities to discover the history behind it, such as how the name evolved, the meaning of the coat of arms and the location of our school on a map, among other information related to the topic.

### Kindergarten:

#### Oak:

It's another new year and a new term. We've kicked off this term with a great, interesting and interactive topic, United Kingdom!

Last Tuesday, we reminded ourselves of the classroom rules and we all got to explore our classroom more. This has enabled us settle fully into our daily classroom routine.

We've also learnt the four countries of the United Kingdom and what makes each of them unique linking it to Planet Earth, a place where we all live.

The children further explored the earth we live in using the land, water and air activity to raise our awareness that the earth is made of land(soil), water and air. We then discussed the animals that live on land including humans (people), water (fish, whales etc) and the ones that fly in the air. We realised that some animals can either survive on land or water which was very interesting to us.

Land and water forms were also part of what we explored. The children learnt how to identify an island and lake using the Montessori materials. We looked at a few pictures of the largest Island in England which was the Isle of Wight. We saw how water surrounds the land and we were very fascinated when we made our own island using the Montessori Materials (Land and Water forms). We also saw pictures of ferries taking people to the island. We rounded up the week by further exploring the continent globe, this time with the Sandpaper Globe. The children explored the rough part with their hands and learnt it is the land while the smooth and blue part is the water. We also got to look at the map of the United Kingdom and we coloured in our own map as we learn more about the countries.

This week, we hope to focus our learning on two countries - Wales and Northern Island; their flags as well as the United Kingdom. We will also discuss the history behind them.



## **Sycamore & Beech:**

A lovely start to the New Year at Walthamstow Montessori School. We enjoyed a week enriched with new language and knowledge as we discussed our exciting topic Great Britain.

We learnt the names of the four countries that make up Great Britain including Scotland, Northern Ireland, Wales and England. We all took turns as we explored the Montessori puzzle map to locate each country through position and by colour.

It was exciting learning new facts about each country including that England is famous for Cheddar Gorge, the biggest Gorge with dramatic caves and caverns. Wales has the highest mountain which stands at an amazing 1,085 metres above sea level.

Northern Island is famous for Lough Neagh, a fresh water lake which is the largest lake in Northern Ireland.

Scotland has the highest mountain in the British Isles at 1,344 metres.

As well as learning about the physical features of each country we also discussed different foods including, soda bread, welsh rarebit, Scottish shortbread. After a packed week, it was the perfect time for a tea break!! Not literally but we did however discuss the famous tea from Cornwall. This was followed by a role play activity how to make a cup of English tea. Each child engaged in good turn taking skills as they used their numeracy skills to spoon sugar into the cup using specific measure. We then used a child's kettle to simulate boiling the water. The children thoroughly enjoyed pouring the water in the cup then adding the milk to complete the perfect cup of tea. Of course, the tea was cold so none of us wanted to drink it.

After the activity it was the perfect opportunity to discuss safety and the implications of handling a hot kettle. We all agreed that it was safer to allow an adult to make the tea.

Last week we also explored the letter 'a' which we traced in the sand and wrote on a piece of paper.

This week there will be continued activities based around our topic, in specify Wales and Northern Ireland.

We will also be concentrating on the letter 'b'. Please can you send an item to school with your child relations to the letter of the week.

## **Nursery:**

The nursery children had a good start to the week. They were all excited to see their friends and enjoyed their favourite materials and activities after the Christmas break. We gave our warm welcome to loads of new friends who are settling and started our week with a variety of art activities. The children made a colourful collage using paper cut outs, explored what happens when we mix paint in two or three of the prime colours. The children also prepared playdough together, identifying the ingredients, mixing and kneading the dough. After the playdough was

made we created sculptures using pipe cleaners and wooden sticks for decoration.

This week we will focus on grace and courtesy lessons, introducing the principals of our environment. The children will have an opportunity to practice how to walk in the classroom, how to carry a chair, walk around a floor mat, how to tidy away their work and how to watch a peer when working. For our out and about session we are going to make a potion using different spices and ingredients where children will have an opportunity to smell different scents and engage in imaginative play.



**Please help your children by finding fun ways together to identify the letter and topic of the week at home, to support their work in school.**

**Best wishes, WMS Admin**



## **Important Numbers**

**To contact the school office dial:**

**020 8523 2968**

**email: e17montessori@aol.com**

**Please also 'like' our face book pages. Select the one that says Walthamstow Montessori and Elementary and 'like' us!**

**These pages are updated with new features every day on events, school news, Montessori information, parenting news and local news and events.**

**So please don't miss out on what we are doing and 'Like' our page.**